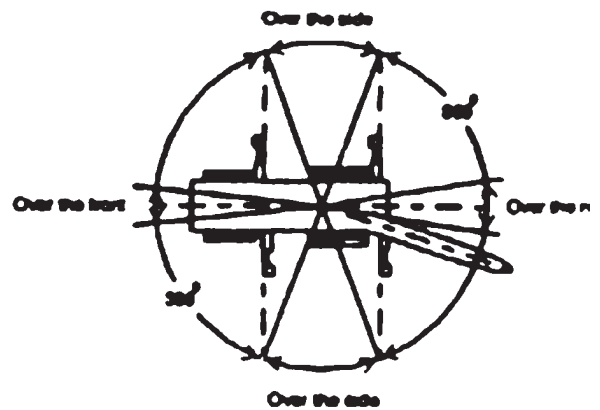
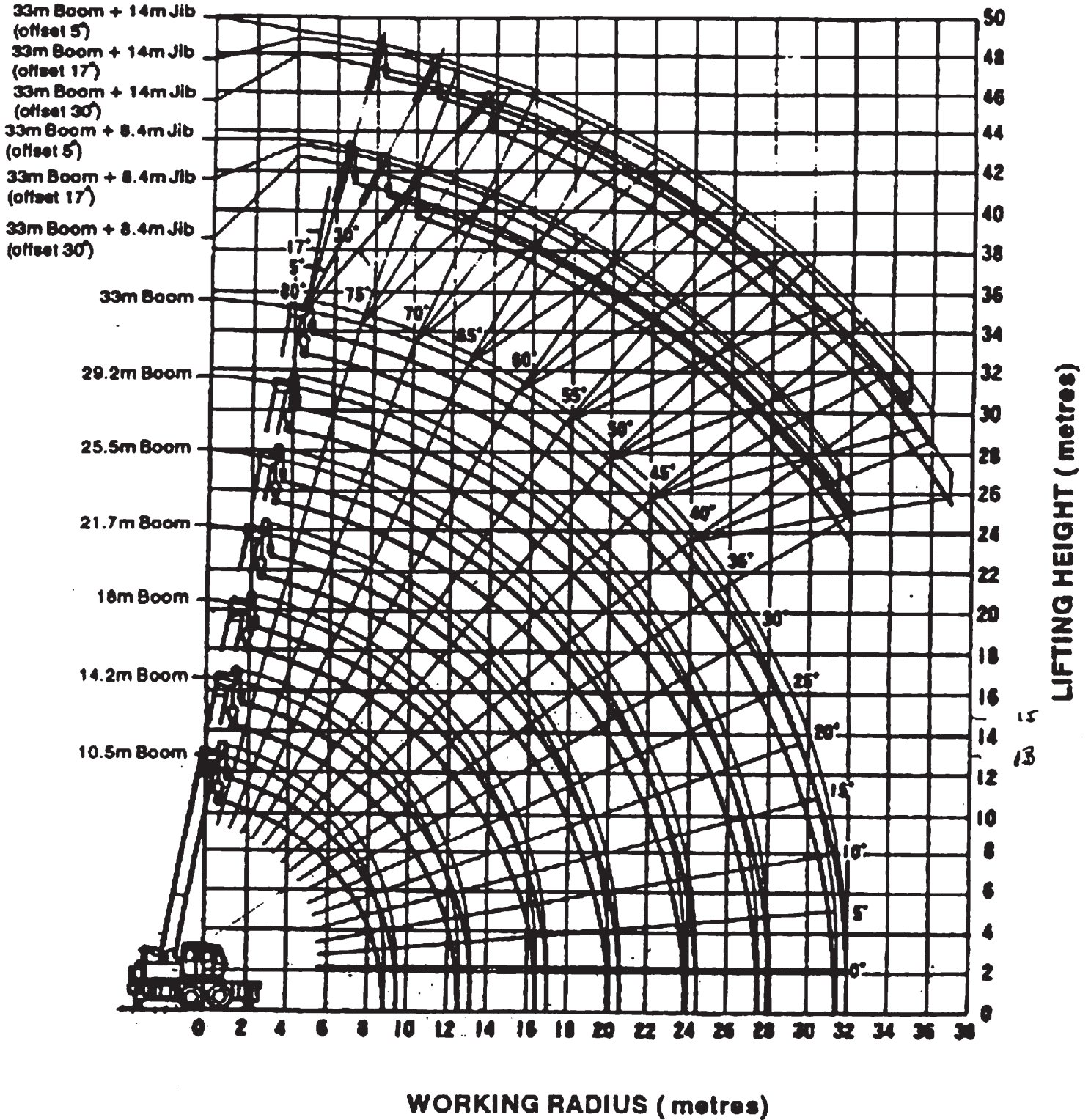


CHART 1
TOTAL RATED LOAD IN KILOGRAMS
THIS DOCUMENT SHOULD BE READ IN CONJUNCTION WITH THE A.C.S.

		OUTRIGGERS FULLY EXTENDED WITH THE FRONT JACK DOWN (360°)						
		OUTRIGGERS FULLY EXTENDED WITH FRONT JACK UP (OVER THE SIDES AND REAR)						
Height m	A	10.5m	14.2m	18m	21.7m	25.5m	29.2m	33m
★ 0.6		30,000						
2.5		25,000	20,000	16,000				
3.0		25,000	20,000	16,000				
3.5		25,000	20,000	16,000	12,000			
4.0		22,900	20,000	16,000	12,000	11,500		
4.5		21,000	20,000	16,000	12,000	11,500		
5.0		19,400	18,400	16,000	12,000	11,500	9,000	
6.0		16,200	15,300	13,700	12,000	11,500	9,000	
7.0		13,700	12,650	11,950	11,000	10,000	9,000	7,000
8.0		11,500	10,650	10,550	10,200	8,900	8,200	7,000
8.8		9,500	9,300	9,200	9,400	8,250	7,600	6,400
9.0			9,000	8,800	9,200	8,050	7,450	6,250
10.0			7,350	7,200	7,700	7,300	6,750	5,700
12.0			5,050	4,950	5,450	5,750	5,650	4,800
12.5			4,600	4,550	5,000	5,300	5,450	4,550
13.0				4,200	4,600	4,950	5,000	4,450
14.0				3,550	4,000	4,250	4,450	4,100
16.0				2,650	3,000	3,200	3,450	3,500
16.3				2,550	2,900	3,100	3,350	3,400
18.0					2,300	2,500	2,700	2,800
20.0					1,700	1,900	2,100	2,200
22.0						1,450	1,600	1,700
23.8						1,150	1,250	1,400
26.0							950	1,050
27.5							700	900
29.0								650
31.3								450



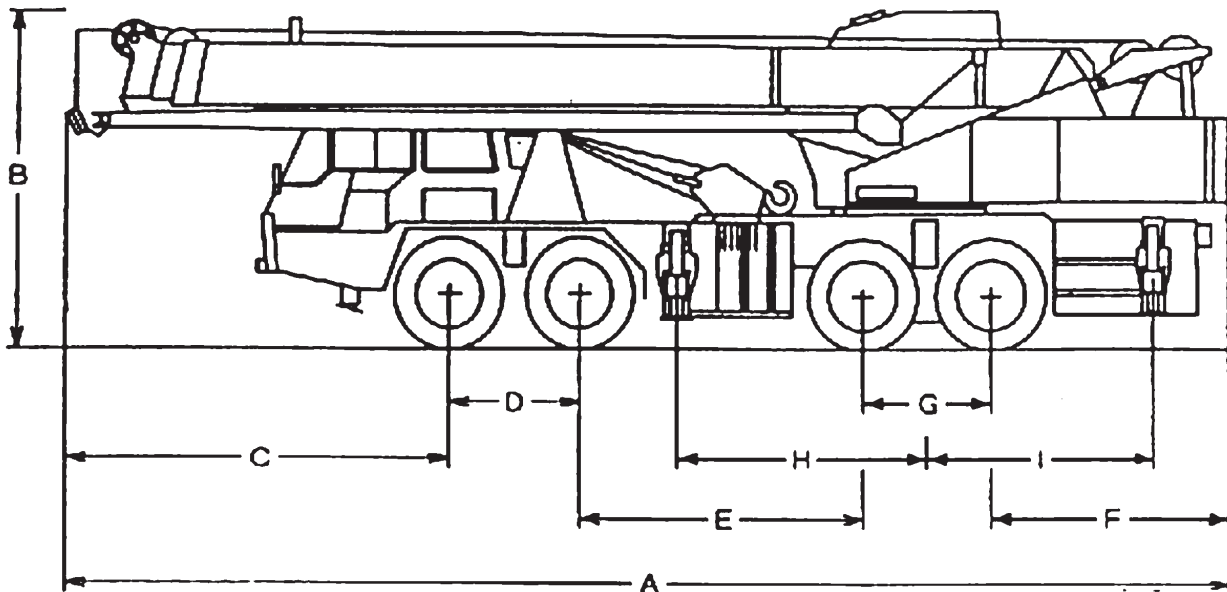
Working Radius Diagram
 see also chart 772-75028001

WORKING RADIUS - LIFTING HEIGHT DIAGRAM


AXLE WEIGHT DISTRIBUTION CHART

UNITS IN KILOGRAMS

Item	Gross	Front	Rear
Basic standard machine	28,360	9,500	18,860

DIMENSIONS


UNITS IN MILLIMETRES

A	12,480	C	3,780	E	3,530	G	1,300	I	2,150
B	3,400	D	1,520	F	2,350	H	3,100		

Overall width 2,490 mm
 Tail swing radius 3,200 mm